



Key Features and Advantages:

- ✓ **100% Customizable:** Our solution is tailored precisely to your school's unique requirements, ensuring a perfect fit for your management style and educational goals.
- ✓ **Whitelabelled Solution:** The ERP and Apps will be branded with your school's name and logo, providing a professional and personalized touch.
- ✓ **Comprehensive Features:** With 38 main modules and over 400 sub-modules, our system guarantees all-around management efficiency, covering every aspect of school administration and academic management.
- ✓ **Cross-Platform Accessibility:** Our ERP is accessible on various platforms, including Web, Android, and iOS, ensuring ease of use for all staff and students.
- ✓ **Unmatched Security and Speed:** We prioritize the security and speed of your data, ensuring it is safe and accessible instantly.
- ✓ **Rapid Deployment:** Our system can be set up and go live within just 3 working days, minimizing disruption and maximizing efficiency.
- ✓ **Extensive Staff Training:** We provide thorough training to your staff, ensuring they are well-equipped to use our system effectively and efficiently. Training videos are provided for easy understanding.
- ✓ **Direct Developer Support:** Our team is always on hand to provide immediate assistance and support, ensuring smooth operation at all times, dedicated group is formed to provide assistance.

Implementing the S2S School ERP will undoubtedly bring a new level of efficiency and modernization to our school's management. I am confident that it will greatly contribute to the smooth and effective administration of our school, enhancing the overall educational experience for both staff and students. Thank you for considering this proposal. Please feel free to contact me for any further information or clarification.



Our tailored application for Kendriya Vidyalayas (KVs), addressing their communication, digitalization, and administrative challenges.

Through cutting-edge technology, we bridge the gap between parents, students, and school authorities with real-time notifications and streamlined data management. Our multilingual Android app enhances user experience and elevates the brand value of KVs by modernizing their operations.

Top Features

Student Admission

Powerful student admission form add 40+ records for student including previous school details. Add student siblings, RTE, ID's and multiple documents to maintain complete record in student profile.

The screenshot shows the 'Student Admission' form in the Demo School system. The form is divided into several sections: 'Basic Information' (Admission No., Roll Number, Class, Section), 'Personal Details' (First Name, Last Name, Gender, Date of Birth), 'Family Information' (Category, Religion, Caste, Mobile Number, Email), 'Academic Details' (Admission Date, Student Photo, Blood Group), 'Physical Details' (Height, Weight, Measurement Date), and 'Parental Information' (Parent Guardian Detail, Father Name, Father Phone, Father Occupation, Father Photo, Mother Name, Mother Phone, Mother Occupation, Mother Photo). There is also an 'Add Sibling' button and a 'CRSE Reg No.' field.

The screenshot shows the 'Promote Students in Next Session' form in the Demo School system. It includes a 'Select Criteria' section with dropdowns for Class and Section. Below this is a table of students to be promoted.

#	Admission No.	Student Name	Father Name	Date Of Birth	Current Result	Next Session Status
1	Adm01	Student 1	Student 1 Father	06/11/2018	Pass / Fail	Continue / Leave
2	Adm02	Student 2	Student 2 Father	07/11/2018	Pass / Fail	Continue / Leave
3	Adm03	Student 3	Student 3 Father	08/11/2018	Pass / Fail	Continue / Leave
4	Adm04	Student 4	Student 4 Father	09/11/2018	Pass / Fail	Continue / Leave
5	Adm05	Student 5	Student 5 Father	10/11/2018	Pass / Fail	Continue / Leave
6	Adm06	Student 6	Student 6 Father	11/11/2018	Pass / Fail	Continue / Leave
7	Adm07	Student 7	Student 7 Father	12/11/2018	Pass / Fail	Continue / Leave
8	Adm08	Student 8	Student 8 Father	13/11/2018	Pass / Fail	Continue / Leave
9	Adm09	Student 9	Student 9 Father	14/11/2018	Pass / Fail	Continue / Leave
10	Adm10	Student 10	Student 10 Father	15/11/2018	Pass / Fail	Continue / Leave

Promote Students

Promote student in next academic session based on pass/fail and continue/leaving school. Students get added as Alumni as soon as they leave the school. Students details for older session will be saved and can be referred later

Add Siblings

NexGen supports to add no of sibling at the time of student addition. Parents can check the details of all the children in one parent account

The screenshot shows the 'Sibling' form in the Demo School system. It is a modal window with dropdown menus for Class, Section, and Student. There is also an 'Add Sibling' button.

The screenshot shows the 'Search Students' form in the Demo School system. It includes a 'Select Criteria' section with dropdowns for Class and Section, and a 'Search By Keyword' field. Below this is a list of search results.

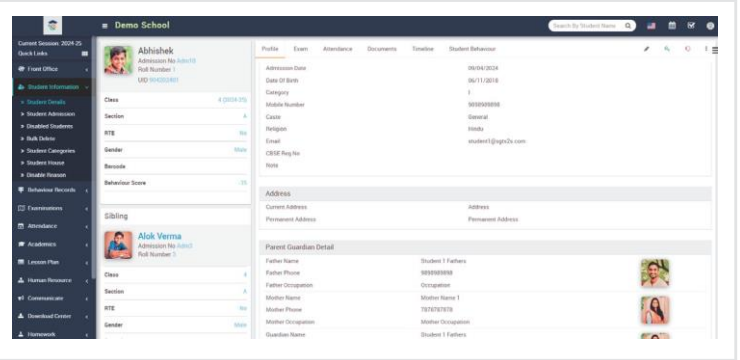
Admission No.	Student Name	Class	Section	Date Of Birth	Gender	Local Identification Number	Guardian Name	Guardian Phone	Current Address
Adm01	ADISHAK	Class: 4(A)	Roll No.: 1	06/11/2018	Male	9999999999	Student 1 Father	9999999999	Current Address
Adm02	Alok Verma	Class: 4(A)	Roll No.: 3	08/11/2018	Male	9999999999	Student 2 Father	9999999999	Current Address
Adm03	Shruti Gupta	Class: 4(A)	Roll No.: 4	09/11/2018	Female	9999999999	Student 3 Father	9999999999	Current Address

Search Students

Search by Class-Section or any keyword like student name, admission no, father name, UID, mother name etc. Students from different sessions can also be searched to get all the data at one place

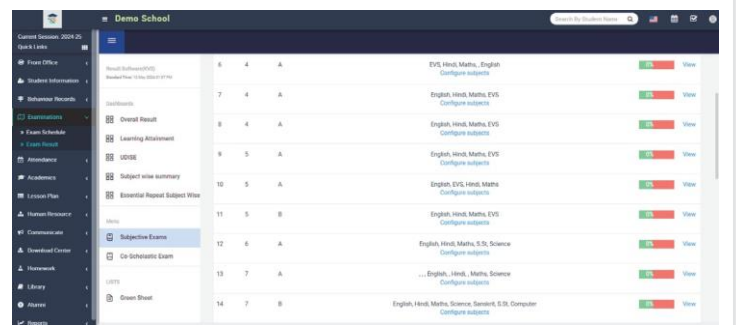
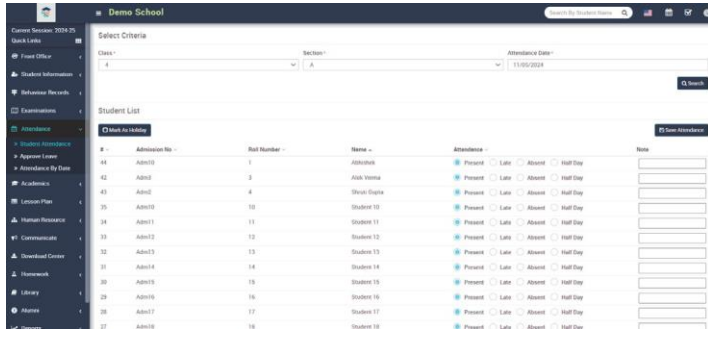
Profile System

A separate profile for parents and students will be created automatically. This flexi profile view give all the record of an student at one click eg. Attendance, Behaviour Report, Marks, Documents etc.



Student Attendance

Manage student attendance smartly in few clicks. Get attendance report monthly class-section wise. Send realtime notification to parents if student is absent or came late.

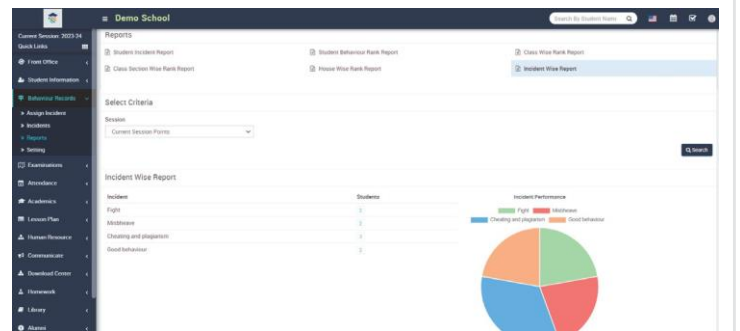


Examination System

Complete examination management from exam create to exam schedule to marks entry to progress report

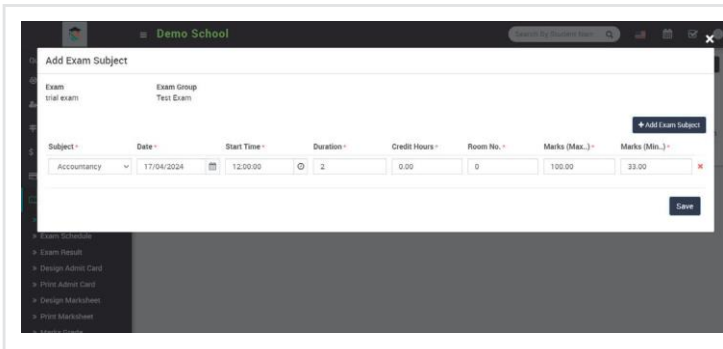
Student Behaviour

Track student behaviour for all the sessions. Automatically sends notification to parents about the behaviour incidents reported by school/teacher.



Behavior Report

Extract behaviour report for your school/class/section or student for current session or all the previous session at a click of a button.

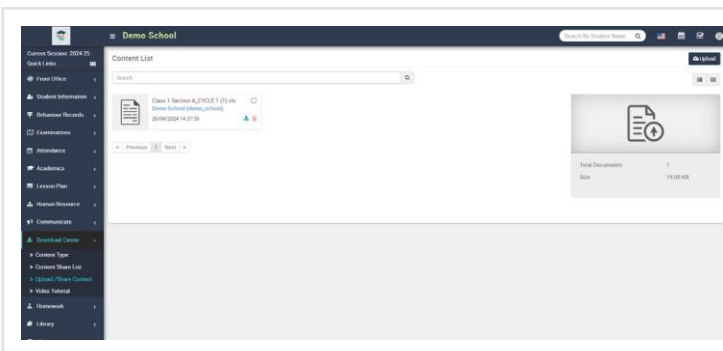
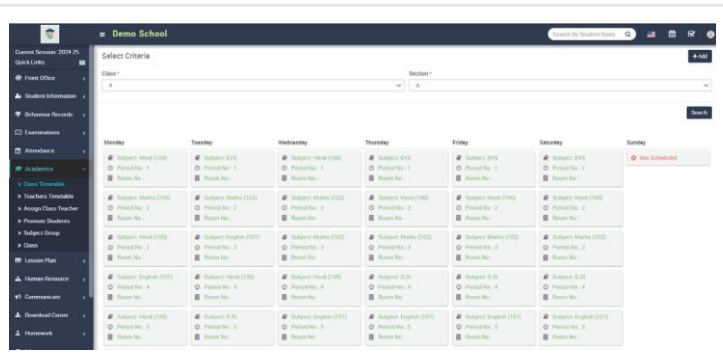


Exam Schedule

Schedule exams with start/end time, full marks, passing marks and weightage.

Class Timetable

Create subject wise class-section timetable for whole week with subject period number and subject teachers.

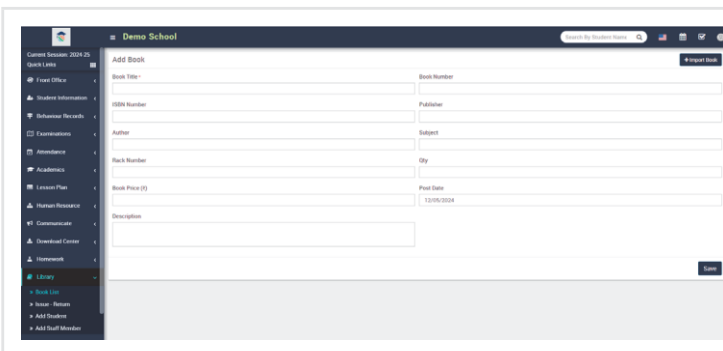
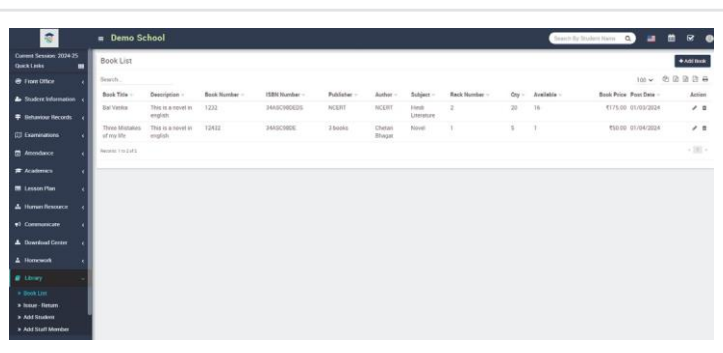


Download Center

Manage downloadable content for students, teachers like syllabus, assignments, study materials etc.

Library Management

Complete library management system with books add, members add, book issue/return.

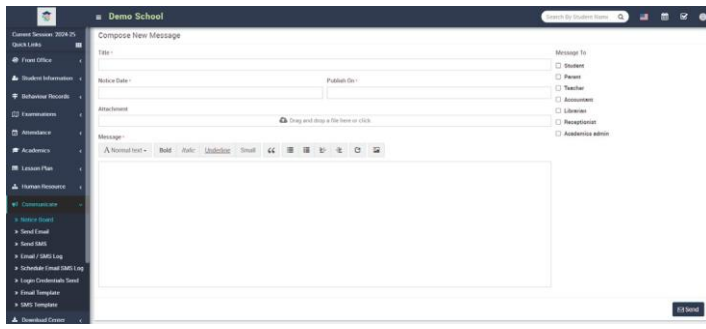
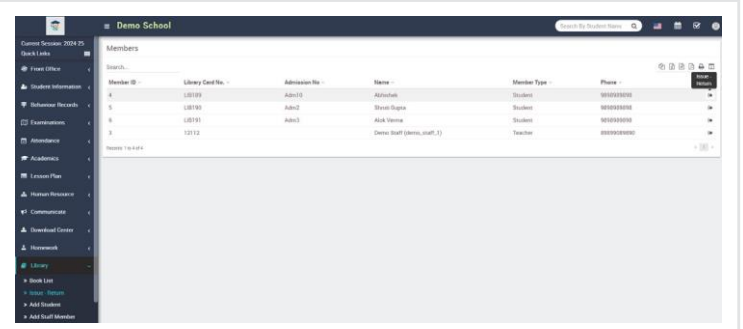


Add Books in Library

Manage books with complete books inventory including details like ISBN, author, publisher, rack number, quantity, price, postdate etc.

Book Issue/Return

Add Student/Teacher Member the issue/return books in one click

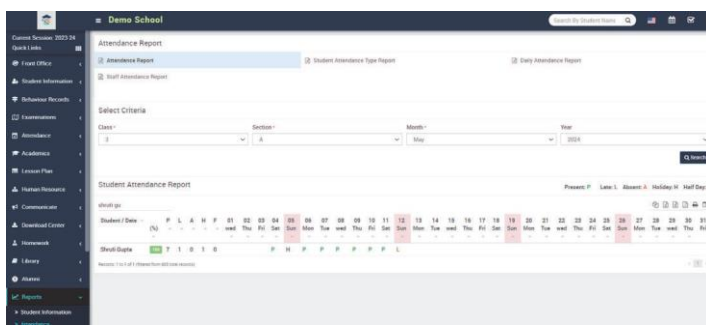
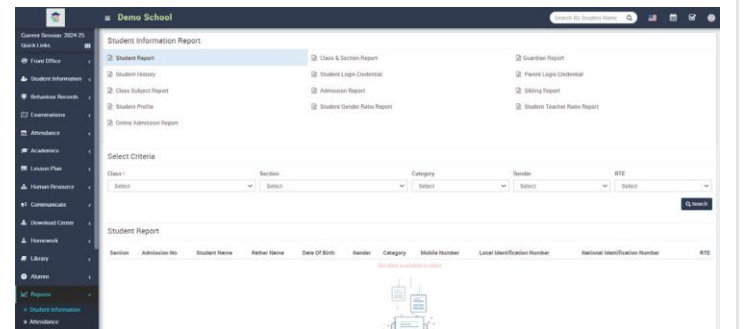


Communication System

Send message to students, parent and teachers through notice board just by one click. Also schedule messages for future to be sent.

Student Report

Get student report based on class-section, category, gender & RTE

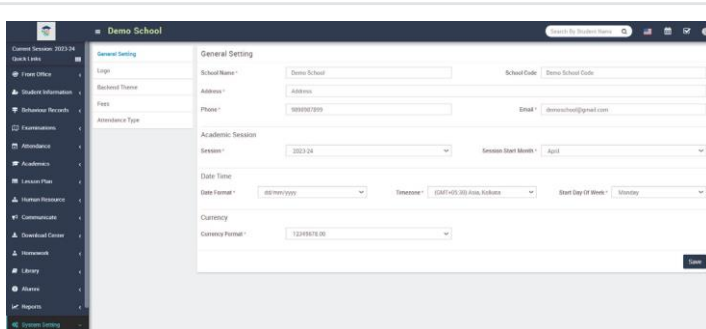


Attendance Report

Get attendance report monthly class-section wise. Parents get the realtime mobile notification about the attendance of the child.

Exam Marks Report

Get exam wise class-section marks report for every student with customized student report cards

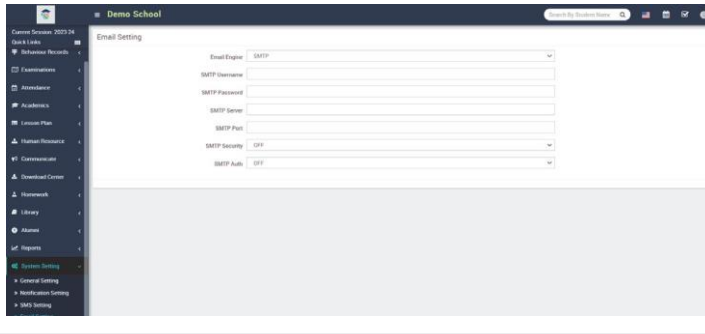
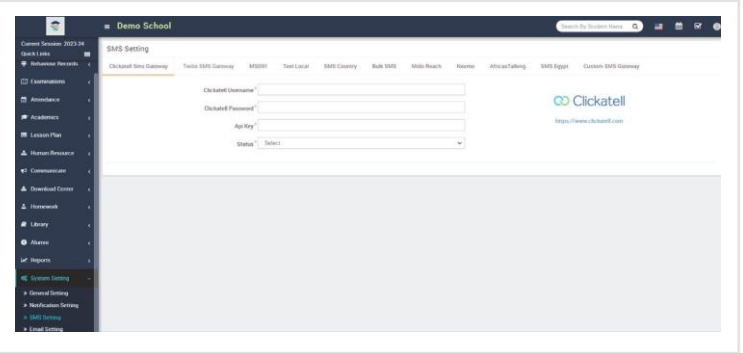


General Settings

Add system general settings like school name, address, school code, current academic session, session start month, school logo etc

SMS Gateways

Supports multiple sms gateway including Clickatell, Twilio and custom sms gateways to integrate http based sms gateway

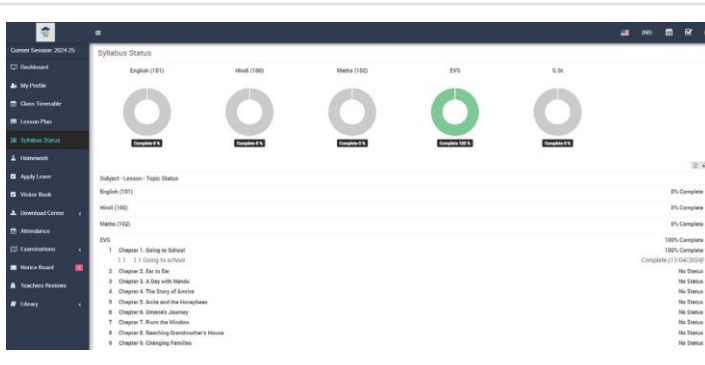
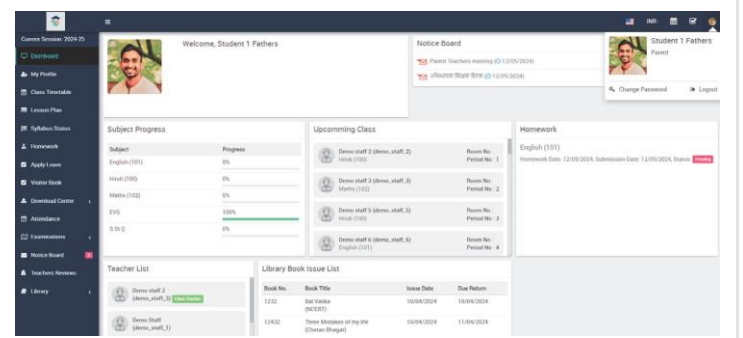


Email Engines

Use smtp or send email engines to send emails for notification

Parent Monitoring

Parent can see their all children activity in single parent panel login, he can also check all the regular notice/communication from school



Syllabus Status

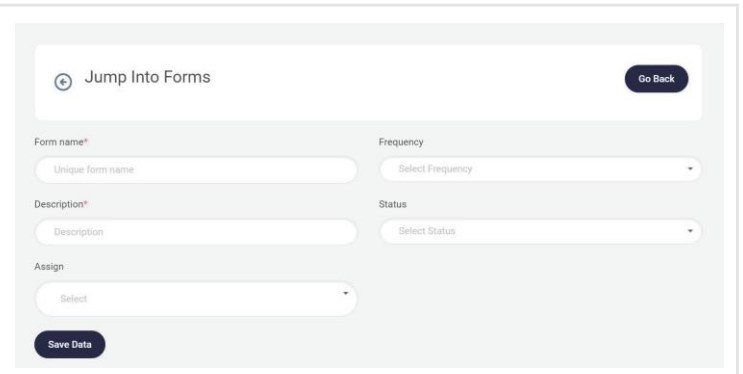
Lesson plan is one of the most useful module to track your school academic status by monitoring subject syllabus status in percentage

Form Management

We have completely to digitalised the data curation process. No need to manually fill the excel sheet or google form. With this module you will be able to get the desired data at realtime with unique Form creation, tracking and filling experience.

Create Dynamic Form

This can be used to get custom data which is needed to keep the record or asked to curate by Regional office. You can assign these form to only limit teachers or all the teachers.



#	Name	Description	Created By	Frequency	Total Entries	Last Entered On	Actions
1	Computer Infrastructure	Computer Infrastructure Report	Regional Office	Monthly	12	2024-05-01 03:59 PM	View
2	School Fund	School fund report	Regional Office	Monthly	0	-	View
3	VVN	Vidyalaya Vikas Nidhi Report	Regional Office	Monthly	1	2023-10-11 12:26 PM	View
4	AG Audit	AG Audit Monthly Report	Regional Office	Monthly	0	-	View
5	Enrolment	Enrolment Monthly Report	Regional Office	Monthly	7	2024-05-01 03:20 PM	View
6	Senior Scale & MACP	Senior Scale & MACP Monthly Report	Regional Office	Monthly	0	-	View
7	IA	Internal Audit Monthly Report	Regional Office	Monthly	0	-	View

Pre Loaded Forms

We have more than 20 forms pre loaded which Regional Office asks for on regular interval. You can export the data directly in excel sheet which is pre-formatted to directly send to regional office.

Get Historic Data

Get the data month wise in each row where you will be notified with the changed columns and it older and new value. This data can also be exported directly to excel in KVS format.

#	Is Approved By Principal	Month	Submitted On	Updated On	Is Entry Charged	Options
1	No	April	2023-09-25 10:23 PM	2023-09-25 10:23 PM	-	⋮
2	No	June	2023-09-28 08:18 PM	2023-09-28 08:18 PM	-	⋮
3	No	July	2023-09-28 08:23 PM	2023-09-28 08:23 PM	-	⋮
4	No	August	2023-09-28 08:27 PM	2023-09-28 08:27 PM	-	⋮
5	No	September	2024-01-04 01:02 PM	2024-01-04 01:10 PM	Yes	⋮
6	No	October	2024-01-04 01:00 PM	2024-01-04 01:11 PM	Yes	⋮
7	No	November	2023-11-22 04:23 PM	2024-01-04 01:11 PM	Yes	⋮

Data Mismatch Warning

To reduce the manual error while filling up the form you will be notified by the system if any older data is not matching with the data you are trying to add.

Free of Cost Notification through our App (Attendance, Notices, Homework etc.)